

Standard adjustment ...



Metro Wire

an alternative to conventional shelving ...

The vented open-wire design allows better light penetration and air circulation. Ideal for use in the commercial, display, and electronics industries or perhaps you just need a better looking shelving system. The simple yet clever design supplies a chrome finish upright post with numbered grooves at 25mm increments. The shelves are then fitted using two options:

A. Standard Bays are fitted with a (1) split sleeve connector at the chosen adjustable height so that the (2) tapered shelf collar (mounted at the corner of each chrome plated wire shelf) will fit snugly and provide a secure union. **B. Quick Adjust Bays** replace the sleeve with a simple shelf clip (3) for fast shelf adjustment. Each option includes a threaded bolt at the base of the upright to compensate for uneven floors.

▼ Standard bay packs complete with four or five shelf levels



DIRECT ONLY
Standard First bay • 5 Shelves
H1895 x D457 x W1219
£ poa
ORDER ▶ VS741848

DIRECT ONLY
Standard Add bay • 5 Shelves
H1895 x D457 x W1219
£ poa
ORDER ▶ VA741848

▲ 2 Bays each 1895mm High x 457mm Deep x 1219mm Wide

457mm Deep	1590mm High incl. 4 shelves		1895mm High incl. 5 shelves		610mm Deep	1590mm High incl. 4 shelves		1895mm High incl. 5 shelves	
	First bay	Add bay	First bay	Add bay		First bay	Add bay	First bay	Add bay
914mm Wide	£ poa ORDER ▶ VS631836	£ poa ORDER ▶ VA631836	£ poa ORDER ▶ VS741836	£ poa ORDER ▶ VA741836	914mm Wide	£ poa ORDER ▶ VS632436	£ poa ORDER ▶ VA632436	£ poa ORDER ▶ VS742436	£ poa ORDER ▶ VA742436
1219mm Wide	£ poa ORDER ▶ VS631848	£ poa ORDER ▶ VA631848	£ poa ORDER ▶ VS741848	£ poa ORDER ▶ VA741848	1219mm Wide	£ poa ORDER ▶ VS632448	£ poa ORDER ▶ VA632448	£ poa ORDER ▶ VS742448	£ poa ORDER ▶ VA742448
1524mm Wide	£ poa ORDER ▶ VS631860	£ poa ORDER ▶ VA631860	£ poa ORDER ▶ VS741860	£ poa ORDER ▶ VA741860	1524mm Wide	£ poa ORDER ▶ VS632460	£ poa ORDER ▶ VA632460	£ poa ORDER ▶ VS742460	£ poa ORDER ▶ VA742460
1829mm Wide	£ poa ORDER ▶ VS631872	£ poa ORDER ▶ VA631872	£ poa ORDER ▶ VS741872	£ poa ORDER ▶ VA741872	1829mm Wide	£ poa ORDER ▶ VS632472	£ poa ORDER ▶ VA632472	£ poa ORDER ▶ VS742472	£ poa ORDER ▶ VA742472

shelving

**BRIGHT
ZINC
FINISH**



**NEW
Lower Prices**

Quick adjust bay • 4 Shelves
H1590 x D457 x W914
ONLY
£ poa
ORDER ▶ VSAS631836

Quick adjust bays

Quick adjust bays are completely compatible with standard bays

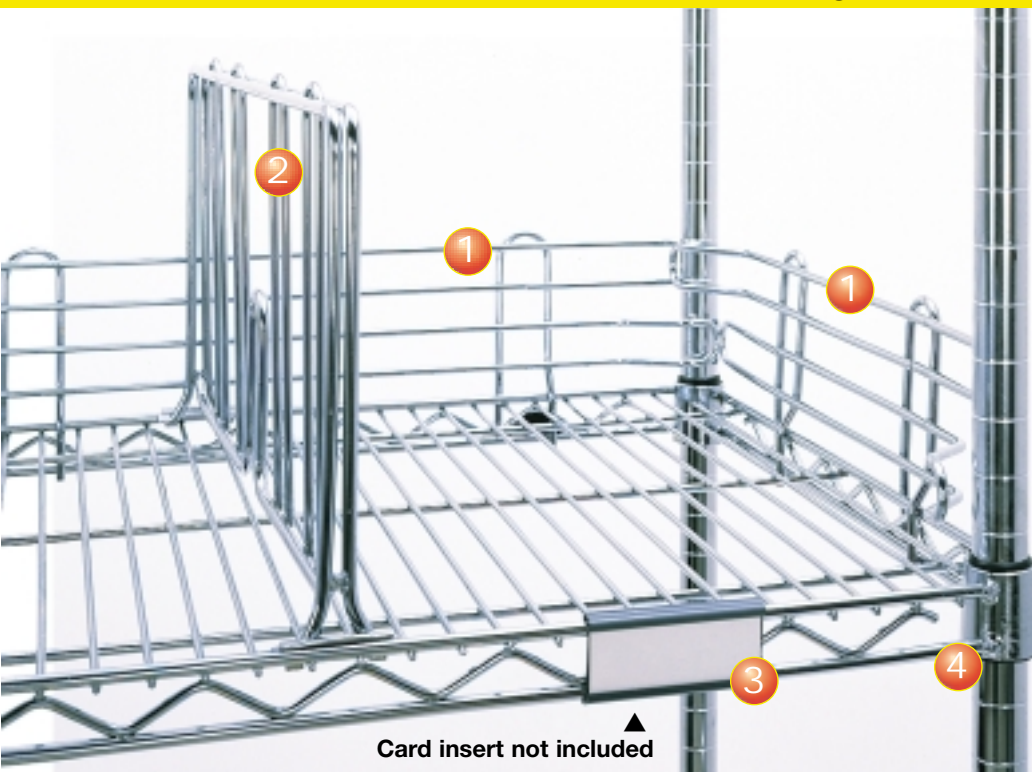
Quick adjustment ...



457mm Deep	1590mm high including ... ▼ 4 shelves	1895mm high including ... ▼ 5 shelves
914mm Wide	£ poa ORDER ▶ VSAS631836	£ poa ORDER ▶ VSAS741836
1067mm Wide	£ poa ORDER ▶ VSAS631842	£ poa ORDER ▶ VSAS741842
1219mm Wide	£ poa ORDER ▶ VSAS631848	£ poa ORDER ▶ VSAS741848
1524mm Wide	£ poa ORDER ▶ VSAS631860	£ poa ORDER ▶ VSAS741860
1829mm Wide	£ poa ORDER ▶ VSAS631872	£ poa ORDER ▶ VSAS741872

610mm Deep	1590mm high including ... ▼ 4 shelves	1895mm high including ... ▼ 5 shelves
914mm Wide	£ poa ORDER ▶ VSAS632436	£ poa ORDER ▶ VSAS742436
1067mm Wide	£ poa ORDER ▶ VSAS632442	£ poa ORDER ▶ VSAS742442
1219mm Wide	£ poa ORDER ▶ VSAS632448	£ poa ORDER ▶ VSAS742448
1524mm Wide	£ poa ORDER ▶ VSAS632460	£ poa ORDER ▶ VSAS742460
1829mm Wide	£ poa ORDER ▶ VSAS632472	£ poa ORDER ▶ VSAS742472

▼ Shelf accessories fit either style of Metro shelving options



▲ Card insert not included

With a simple range of easy to fit shelf accessories, you can tailor your Metro shelving bays exactly to your own requirements ...

1. CLIP ON REAR AND SIDE LEDGES

Length	Height	Order ▼	Price £
457mm	100mm	VL18N4C	poa
610mm	100mm	VL24N4C	poa
914mm	100mm	VL36N4C	poa
1219mm	100mm	VL48N4C	poa
1524mm	100mm	VL60N4C	poa
1829mm	100mm	VL72N4C	poa

2. CLIP ON DIVIDERS

Length	Height	Order ▼	Price £
457mm	203mm	VDD18C	poa
610mm	203mm	VDD24C	poa

3. SNAP ON LABEL HOLDER

Length	Order ▼	Price £
75mm	V9990P	poa

4. CONDUCTIVE ALUMINIUM / PLASTIC SPLIT SLEEVES

Type	Order ▼	Price £
Pack of 4 Aluminium	V9986Z	poa
Pack of 4 Plastic	VAESD4	poa

Racking & Shelving

Metro creates the complete workshop system

Clean smart chrome finish ▼

▼ Trolley W465 x D610

▼ Pick and place trolley

▼ 45° angle top

▼ Ideal for eurocontainers

▼ H1010 rear • H780 front

▼ Handy lower shelf

▲ Two useful 300mm adjustable shelves

Workbench H1590 x W1524 x D610 ▼

▲ Solid galvanised work surface

DIRECT ONLY
Workstation complete
H1590 x D610 x W1524
ONLY
£poa
ORDER ▶ VWB632460

DIRECT ONLY
Workbench container trolley
H1010 x D455 x W610
ONLY
£poa
ORDER ▶ VBSTC331824

▲ Handy lower adjustable storage shelf

Please note: Containers etc. not included

Euro containers
see page 130 ...

Linbins ...
see page 80 ...

3 shelves + ▼
keyboard tray

Threaded ▼
base levellers

Adjustable ▼
shelf levels

DIRECT ONLY
£poa
ORDER ▶ VWFS2424

◀ Workstation W880 x D610 Trolley ▼

▼ PC trolley 1010mm high

▼ 3 shelves + keyboard tray

DIRECT ONLY
£poa
ORDER ▶ VWSM2424

2 x Braked
castors ▲

Popular trolley and shelf systems

457mm Deep	Chrome wire shelves	
	2 shelves	3 shelves
610mm Wide	£ poa ORDER ▶ VT21824NC	£ poa ORDER ▶ VT31824NC
762mm Wide	£ poa ORDER ▶ VT21830NC	£ poa ORDER ▶ VT31830NC
914mm Wide	£ poa ORDER ▶ VT21836NC	£ poa ORDER ▶ VT31836NC
1070mm Wide	£ poa ORDER ▶ VT21842NC	£ poa ORDER ▶ VT31842NC

Two depth options

610mm Deep	Chrome wire shelves	
	2 shelves	3 shelves
610mm Wide	£ poa ORDER ▶ VT22424NC	£ poa ORDER ▶ VT32424NC
762mm Wide	£ poa ORDER ▶ VT22430NC	£ poa ORDER ▶ VT32430NC
914mm Wide	£ poa ORDER ▶ VT22436NC	£ poa ORDER ▶ VT32436NC
1070mm Wide	£ poa ORDER ▶ VT22442NC	£ poa ORDER ▶ VT32442NC

Featured here is the most popular range of trolleys - complete with all components for quick and easy self assembly. A good looking range of trolleys with an all chrome finish - each is supplied with 2 x one piece handle plus four 125mm non marking castors, four buffers and a choice of two or three shelves. Two depths are available 457mm (18") or 610mm (24") - each will accept a combined load of 200kg.



200kg overall capacity

DIRECT ONLY
£ poa
ORDER ▶ VT21824NC

DIRECT ONLY
£ poa
ORDER ▶ VT31824NC

▲ Trolley 990mm High x 457mm Deep x 610mm Wide

▼ Turn any bay into a trolley • Wall mounted shelf units ▼




240kg overall capacity

▼ 'Bolt on' 125mm Castors ▲

You can turn any bay into a useful trolley. Simply remove the levelling bolt and replace with a choice from the standard or anti static castors shown below. Purpose made handles simply join onto the uprights for light and easy movement ...

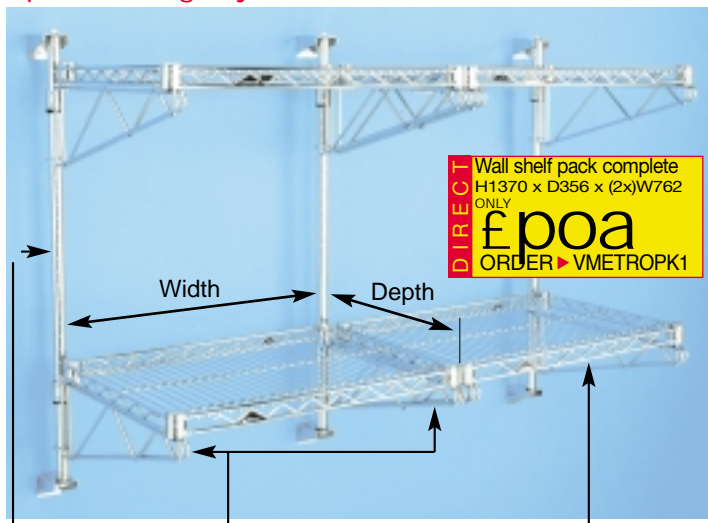
Castor type	Style	Order ▼	£ each
Rubber tyres	No Brake	VITBE125	poa
Rubber tyres	Braked	VITBEB125	poa
Anti Static	No Brake	VITBE125A	poa
Anti Static	Braked	VITBEB125A	poa
Non marking buffer		V9992DB	poa

Handle to fit:	Order ▼	£ each
457mm deep bay	VEH18NC	poa
610mm deep bay	VEH24NC	poa



▲ Handles

There are three components to order to create space saving adjustable wall mounted shelves ...



DIRECT Wall shelf pack complete
H1370 x D356 x (2x)W762
ONLY
£ poa
ORDER ▶ VMETROPK1

1. The wall bracket 2. Single or double shelf supports 3. The shelf

Wall bracket	855mm high	£ each	1370mm high	£ each	1575mm high	£ each
	V33PDF	poa	V54PDF	poa	V63PDF	poa

Shelf support	356mm deep	£ each	457mm deep	£ each	610mm deep	£ each
Single	V1WS14C	poa	V1WS18C	poa	V1WS24C	poa
Double	V2WS14C	poa	V2WS18C	poa	V2WS24C	poa

Shelf Width	356mm deep ▼ Order	Each £	457mm deep ▼ Order	Each £	610mm deep ▼ Order	Each £
610mm	V1424NC	poa	V1824NC	poa	V2424NC	poa
762mm	V1430NC	poa	V1830NC	poa	V2430NC	poa
914mm	V1436NC	poa	V1836NC	poa	V2436NC	poa
1067mm	V1442NC	poa	V1842NC	poa	V2442NC	poa